

SERVICE BULLETIN

B-060

May 02, 2005



SAFETY RECALL CODE 0830 - SIDESTAND PIVOT BOLT FOR 2005 FIREBOLT XB12R AND LIGHTNING XB12S, XB9SX

Purpose

Buell Motorcycle Company has decided that there is a potential safety defect with the sidestand bracket assemblies on certain 2005 XB12R, XB12S, XB9SX model motorcycles.

Motorcycles Affected

This campaign involves a small number of 2005 domestic and international Buell motorcycles manufactured from January 11th through January 17th, 2005. The sidestand may not retract 5 degrees as designed when the vehicle is lifted off the sidestand. This situation may not allow the sidestand to retract automatically if contact is made with the ground when the vehicle is in motion. This could in turn disrupt the stability of the motorcycle leading to a crash thereby, causing death or injury to the rider.

Replacement Sidestand Pivot Bolts

See Figure 1. Correcting the potential safety defect requires replacement of the sidestand pivot bolt, Part No. L0174.1AA. The replacement pivot bolt, Part No. L0174.1AAB, is 0.100 in. (2.5 mm) longer in the spring plate pin area and has a gold hue plating. **The recall kit Part No. is 94394Y.**

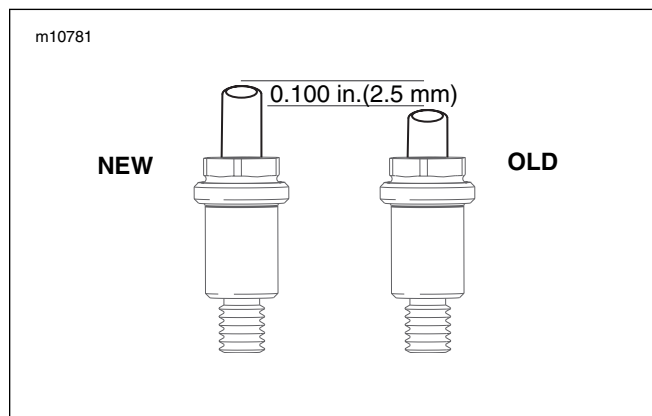


Figure 1. Correct Pivot Bolt with Springplate Pin

IMPORTANT NOTE

In the interest of preserving customer safety and satisfaction, always check for outstanding recalls whenever any motorcycle is brought into your dealership for either maintenance or service.

ROUTING	SERVICE MANAGER	SALES MANAGER	PARTS MANAGER	LEAD TECHNICIAN	TECHNICIAN NO.1	TECHNICIAN NO. 2	TECHNICIAN NO. 3	TECHNICIAN NO. 4	RETURN THIS TO
INITIAL HERE									

Customer Notification

If any vehicles involved in this recall campaign have been shipped to your dealership, a VIN list will be attached to this bulletin. To ensure the safety of our riders, it is your responsibility to perform the required service on all affected vehicles, even if the motorcycle was not purchased from your dealership. You also are required to perform the recall service on all affected vehicles in your dealership inventory, prior to delivering or leasing those vehicles.

If you are not sure that the safety recall service has been completed on a particular motorcycle, recall information is available on TALON and h-dnet.com.

IMPORTANT NOTE

Because only registered owners as shown on the attached list will receive notification from us, we request that you contact any owners of vehicles still listed as unregistered. Advise them of the safety recall and make arrangements for them to come in for recall service. We also require that you provide us with their names, addresses and VIN's as soon as possible to enable us to mail them an owner's letter, as required by the National Traffic and Motor Vehicle Safety Act (as amended).

A single shipment of Safety Recall Code 0830 kits, Part No. 94394Y, will contain 100% of your total estimated kit requirements. Shipments will begin the week of May 2nd, 2005.

All kits will be shipped no charge, transportation paid. If additional kits are needed, fill in the attached order form and fax it to the Warranty Department at 414-343-8346.

Because we have shipped you your total kit requirements, a VIN will be required to obtain any additional no charge pivot bolt recall kits.

NOTE

*Do not send in orders for additional kits **until** you have received your initial shipment and have determined your remaining kit requirements. Orders received before the initial shipment is complete will be discarded. Buell Motorcycle Company reserves the right to conduct wave shipments in lieu of processing individual orders and/or adjusting order quantities, depending on the availability of replacement parts.*

To avoid an excess of unneeded kits in the field, please order responsibly.

Required Dealer Action

The sidestand is located on the left side of the motorcycle. The sidestand swings outward to support the motorcycle for parking.

Sidestand Disassembly

NOTES

- Vehicle should be placed onto the lift with front or rear tire placed in the wheel vise in order to successfully perform this procedure.
- Sidestand assembly does not have to be removed from motorcycle in order to remove sidestand pivot bolt.

1. Remove two fasteners from left side of chin fairing.
2. See Figure 2. Remove sidestand pivot bolt (4).
 - a. Retract sidestand leg.
 - b. Remove sidestand spring (5) and spring extension plate (3) using SNAP-ON SPRING TOOL (Part No. HE-52B).
 - c. Remove sidestand pivot bolt (4).

Sidestand Assembly

1. Install **new** longer sidestand pivot bolt (4).
 - a. See Figure 3. Lubricate sidestand pivot bolt and mating portions on sidestand bracket with WHEEL BEARING GREASE (Part No. 99855-89) on shaded areas only.
 - b. See Figure 4. Apply LOCTITE 272 (Red) to threaded area (clevis) of sidestand leg.

NOTE

Applying LOCTITE to threaded area of clevis on sidestand leg, instead of threads on the pivot bolt, will eliminate build-up between clevis and sidestand bracket which can interfere with the applied lubricant.

- c. See Figure 2. Install sidestand pivot bolt (4) tightening to 18-20 ft-lbs (24-27 Nm).
 - d. Retract sidestand leg.
 - e. Install spring extension plate (3) and sidestand spring (5) using SNAP-ON SPRING TOOL (Part No. HE-52B).
2. Apply LOCTITE 272 (Red) and install the two left side chin fairing fasteners and tighten to 36-48 in. lbs (Nm).

NOTE

Extension plate should curve below primary chain adjustment screw to allow for clearance around adjustment screw.

3. Inspect sidestand for correct operation.

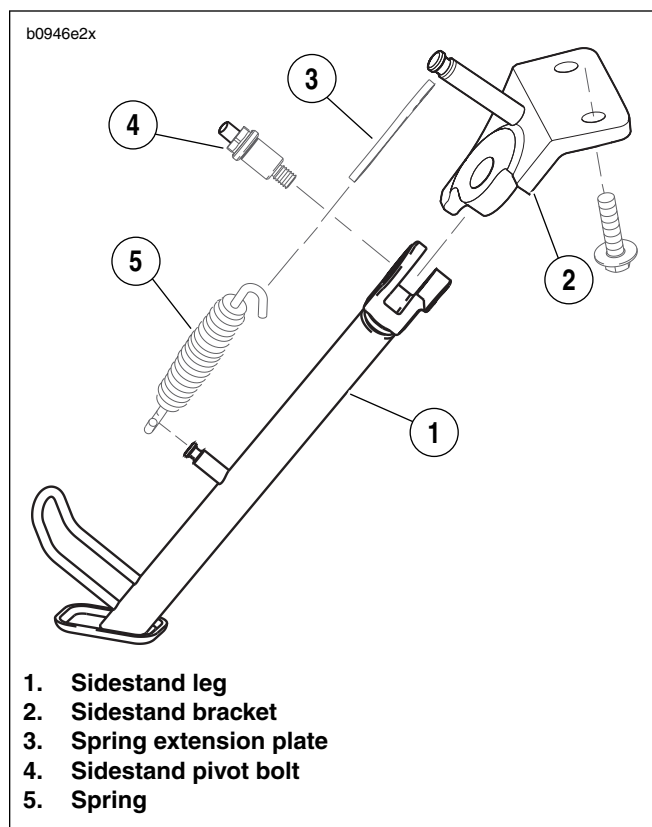


Figure 2. Sidestand Assembly

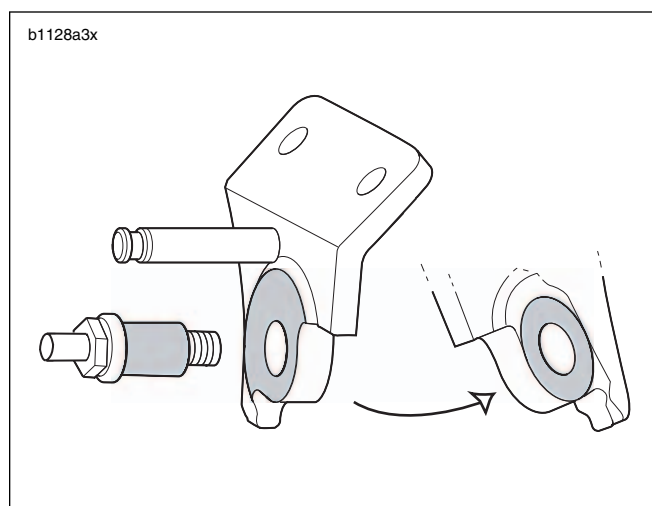


Figure 3. Lubricating Points (Shaded Areas)

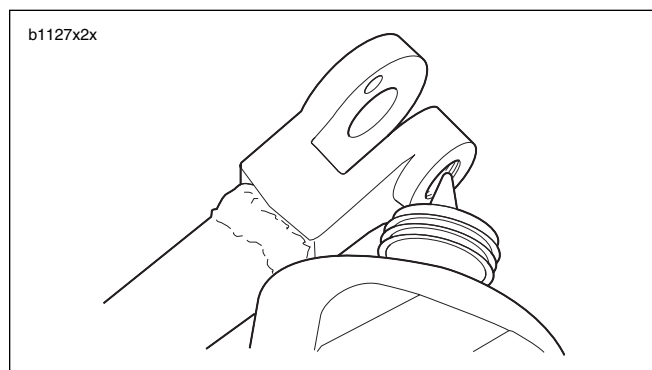


Figure 4. Threaded Area for Loctite Application

Credit Procedure- Vehicle Repair

For each vehicle serviced, place a "C" in the letter box on the Buell Dealer Service Card. Package the original pivot bolt and the properly completed Buell Dealer Service Card and send to Buell Motorcycle Company, 3700 W. Juneau Ave., Milwaukee, WI 53208.

Upon receipt of each replaced pivot bolt and the properly completed Buell Dealer Service Card, you will be credited 0.5 hrs. labor. This credit also covers administrative time, return postage, grease and LOCTITE. No credit will be issued for parts as replacement parts were sent no charge, transportation paid.

NOTE

The actual time for replacement of the pivot bolt, including 0.1 hr. for administration time, has been determined to be a total of 0.2 hr. Because of the disruption to your service operation caused by this situation, and as a small incentive to help achieve a high percentage of completion, the dealership will be compensated 0.5 hr. for this task.

Credit Procedure- Parts In Dealer Stock

Remove all affected pivot bolts (Part No. L0174.1AA) from your inventory. To receive credit, complete a regular warranty claim referencing Service Bulletin B-060 in the "Description of Repair" section. Fill in the rest of the claim as follows:

Table 1. Credit for Parts in Dealer Stock

Claim Type	BDS
QTY. EVENT 1	See Note Below
Event 1, Problem Part No.	L0174.1AA
Part Description	sidestand pivot bolt
Customer Concern Code	9205
Condition Code	2107

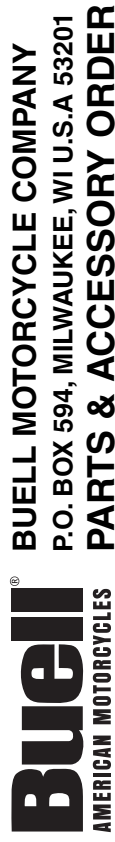
NOTE

"Quantity" will vary depending upon what you have in stock.

Upon receipt of properly completed claim for parts in dealer stock, you will receive a bar coded label to return the recalled pivot bolts. To receive the appropriate credit for parts and return postage, you must return the pivot bolts by the due date on the bar coded label.

IMPORTANT NOTE

It is very important that you return the replaced parts to receive appropriate credit and so we can update our records appropriately.



B-060

S O L D ADDRESS CITY/STATE/ZIP

S H I P NAME _____
ADDRESS _____
CITY/STATE/ZIP _____

TYPE CODE	ORDER TYPE	VEHICLE IDENTIFICATION NUMBER	DEALER ORDER
R	REGULAR		ORDER DATE
P	POLICE		DEALER NO.
D	DOWN VEHICLE		D-W
W	WARRANTY		
			ORDER TYPE
			WARRANTY CLAIM NO.

FOR OFFICE USE ONLY	
ACCT.	111-633.3
FRT. ACCT	111-633.3

[illegible]

PLEASE USE PART NUMBERS
DO NOT USE FOR
CORRESPONDENCE

ALL ORDERS SUBJECT TO ACCEPTANCE AT MILWAUKEE, WI 53201

[illegible]

PLEASE USE PART NUMBERS
DO NOT USE FOR
CORRESPONDENCE

F-1040

PRINTED
IN U.S.A.