



INSTRUCTIONS

-J02578

REV. 6-27-03

Kit Number 62883-02, 62884-02

EFI FUEL FITTING COVER

General

Kit number 62883-02 is designed for installation on 2002 to 2003 Fuel Injected Softail® and 2000 to 2001 Fuel Injected Touring models.

Kit Number 62884-02 is designed for installation on 2002 Fuel Injected Touring models.

See Figure 1 below for a list of kit contents.

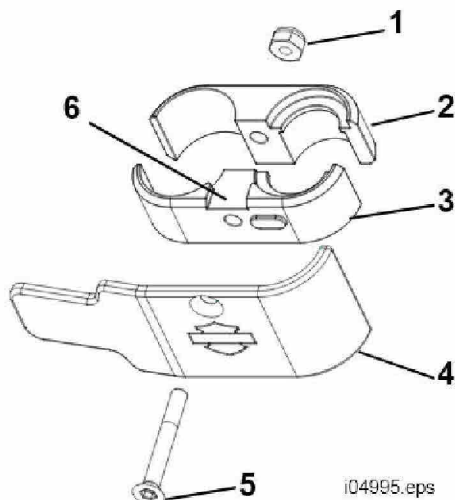
Installation

1. See Figure 1. Assemble inboard (2) and outboard bracket (3) so that they clamp the fuel line fitting with the notch (6) in the outboard bracket (3) to the front.
2. Position cover (4) over brackets and secure with fastener (5) and locknut (1).


NOTE

On Softail models (kit number 62883-02), adjust the tension and location of the spark plug wire if necessary to assure that there is no contact with the edge of the cover.


3. Tighten cover fasteners to 24 in-lbs (3 Nm).



Installed Inboard Clamp



Installed Outboard Clamp



Installed Cover

Item	Description	Part Number
1	Locknut	7624
2	Inboard clamp, fuel fitting	Not sold separately
3	Outboard clamp, fuel fitting	Not sold separately
4	Cover, fuel line	Not sold separately
5	Screw	3861

Figure 1. EFI Fuel Fitting Cover Assembly