

Table of Contents

EVO: Electrical System	1
EVO - Stock Wiring Schematic Drawings (created with reference to the OEM manual)	1
1986-1990 Sportster XLH	1
1991 Sportster XLH	2
1994 Sportster XLH	3
1995-1997 Sportster XLH	3
1998 All Sportsters (not 1200S)	4
1998 XL1200S Main Wiring Harness	4

[Go To Technical Menu](#)

EVO: Electrical System

* [The REFERENCE Section](#) has simplified wiring diagrams for custom rewiring.

EVO - Stock Wiring Schematic Drawings (created with reference to the OEM manual)

1986-Present Sportster Main Wiring Diagrams

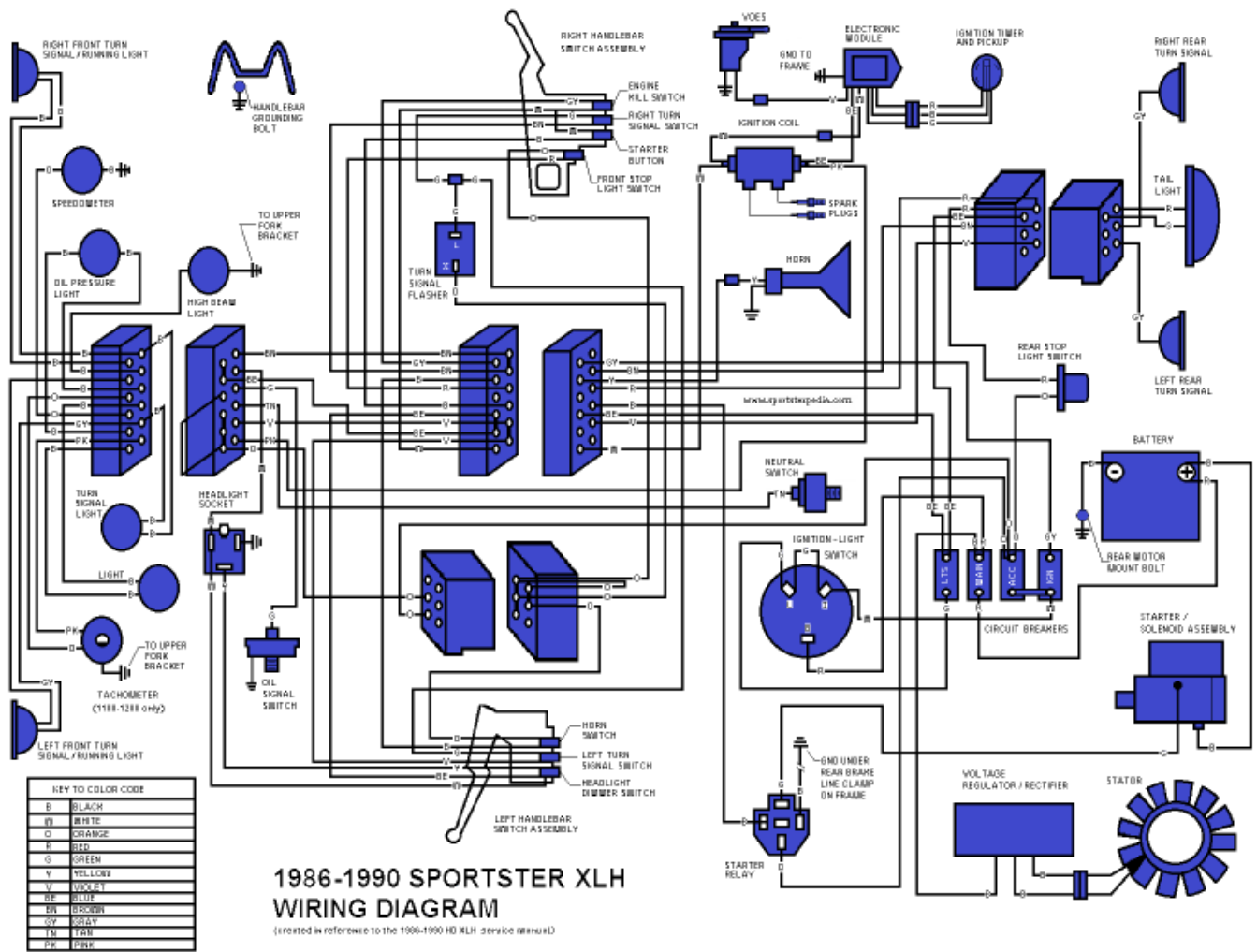
The drawings below have been created using the factory schematic drawings from the FSMs as reference. They are available [here](#)

but are not intended to replace the factory drawings. Some parts symbols are generic, may not represent the actual period parts

and have been spread out for clarity from the originals style drawings. However, the parts are labeled.

1986-1990 Sportster XLH

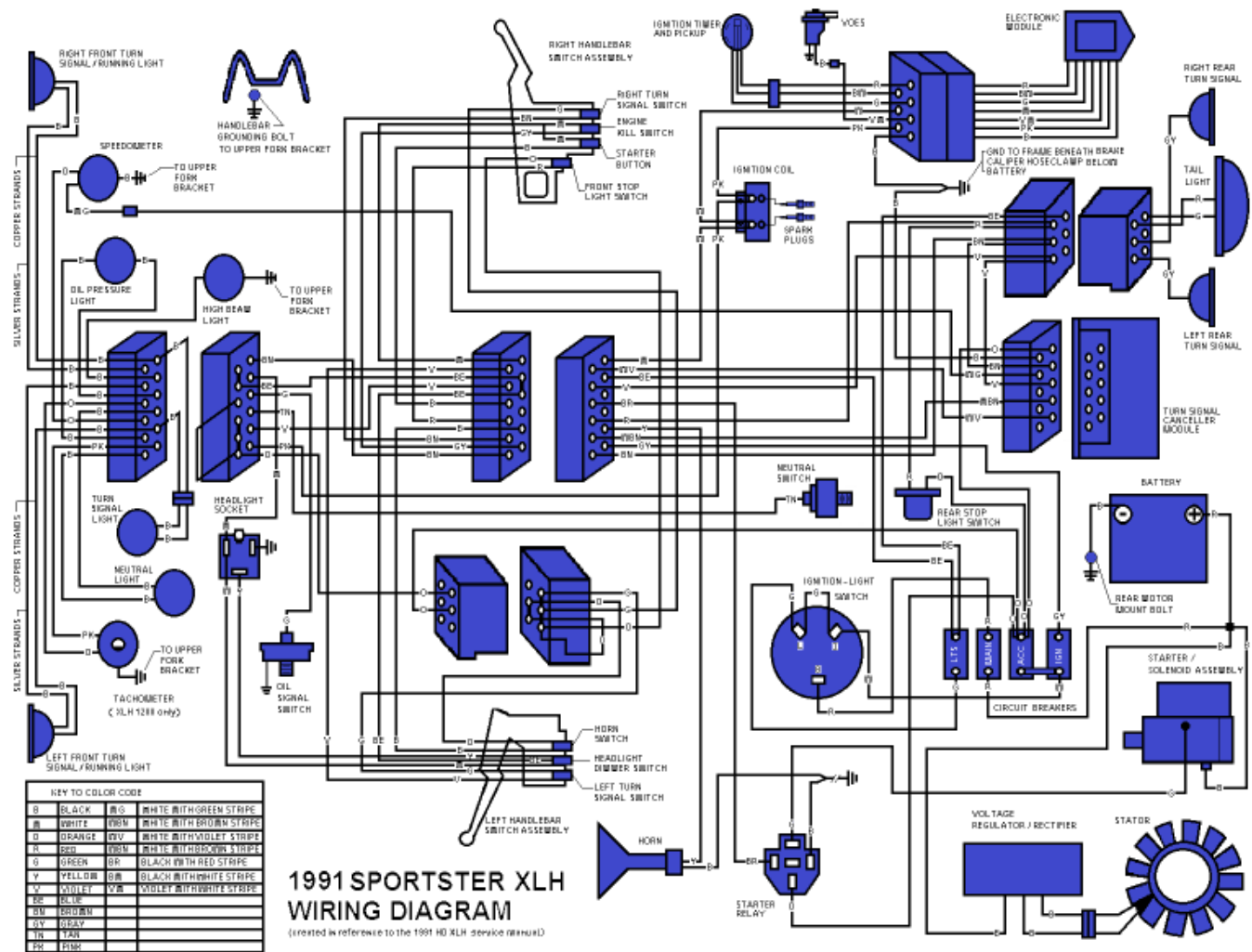
[Click on the drawing to enlarge:](#)



1)

1991 Sportster XLH

[Click on the drawing to enlarge:](#)



2)

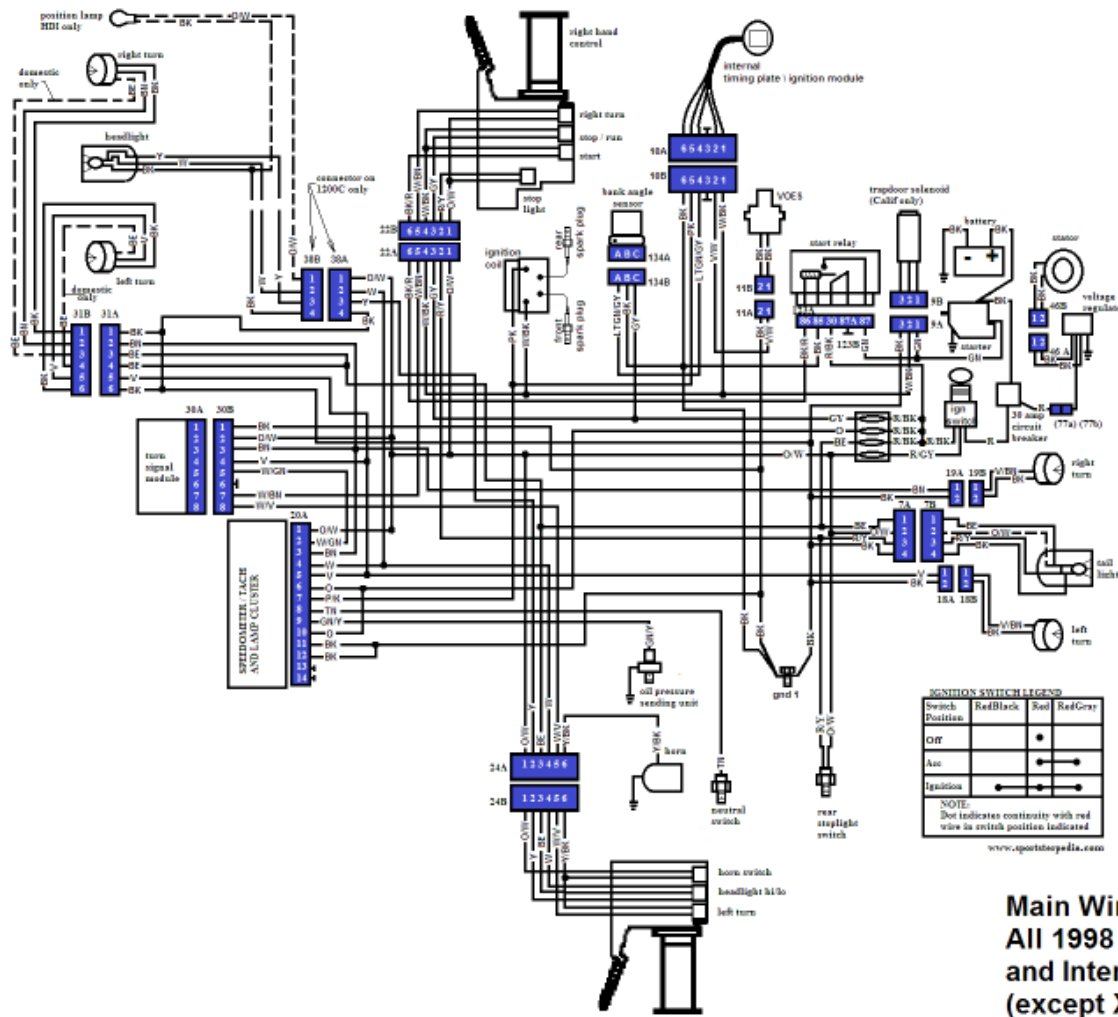
Despite this drawing representing what an actual HD wiring diagram shows, the Voltage Regulator is shown connected to the wrong side of the Main Circuit Breaker. For the sake of safety, ALWAYS connect the Voltage Regulator on the opposite side of the Main Circuit Breaker from the side where the battery is connected. Please remove the Voltage Regulator connection & reconnect it to the opposite side of the Main Circuit Breaker if your bike is wired as shown on this & the HD wiring diagram.

1994 Sportster XLH

1995-1997 Sportster XLH

1998 All Sportsters (not 1200S)

Click on the drawing to enlarge:

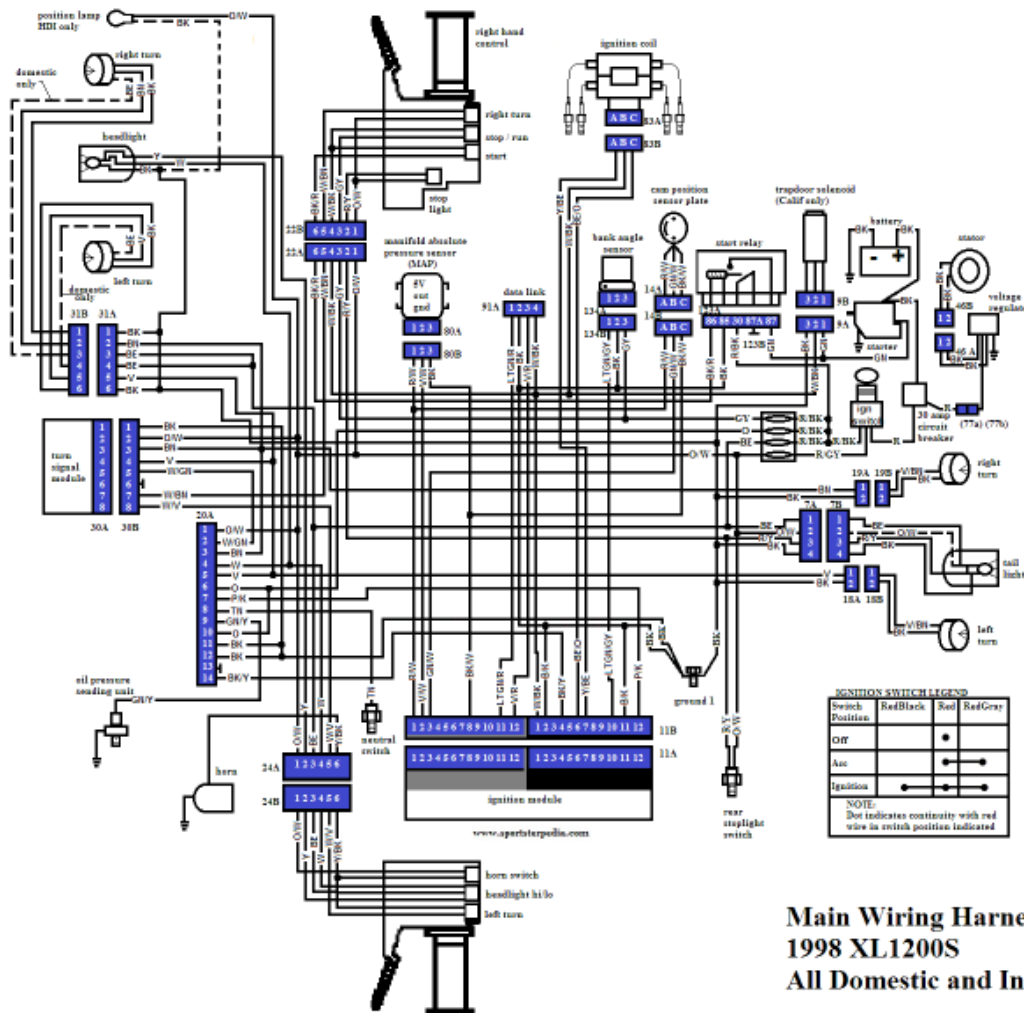


**Main Wiring Harness
All 1998 XL Domestic
and International Models
(except XL1200S)**

3)

1998 XL1200S Main Wiring Harness

Click on the drawing to enlarge:



**Main Wiring Harness
1998 XL1200S
All Domestic and International Models**

4)

1) drawing by Hippysmack, the 1986-1990 HD Sportster XLH FSM used as reference

2) drawing by Hippysmack, the 1991 HD Sportster XLH FSM used as reference

3) 4) drawing by Hippysmack, the 1998 HD Sportster XLH FSM used as reference

From: <http://www.sportsterpedia.com/> - **Sportsterpedia**

Permanent link: <http://www.sportsterpedia.com/doku.php/techtalk:evo:elec08>

Last update: **2021/10/15 18:05**

