

# Table of Contents

<b>EVO: Engine Mechanicals - Sub-01A</b> .....	1
<b><i>91-03 Timing Inspection Hole and Plug Pics and App. Dims</i></b> .....	1




[Go To Technical Menu](#)

## EVO: Engine Mechanicals - Sub-01A

See also [Timing Inspection Hole and Plug - Sealing and Thread Repair](#) in the Reference section.

### 91-03 Timing Inspection Hole and Plug Pics and App. Dims

5/8"x18 steel plug has straight threads with Teflon tape around the neck. <sup>1)</sup>



Straight threads in the case. Same drag on bore gauge - front to back. No taper <sup>2)</sup>



App. diameter of machined outer face <sup>3)</sup>




Notice the plug doesn't go all the way into the end of the case threads <sup>4)</sup>


Flywheel sits close to the back of the hole <sup>5)</sup>



Measured from the case outside surface to the flywheel. <sup>6)</sup>



Measured from the case outside surface to the app. end of the case threads (app. 1/4" longer than the plug threads). <sup>7)</sup>



**Go To Technical Menu**

1) , 2) , 4) , 5) , 7)

photos by Hippysmack

3)

photo by Hippysmack

6)

photos by hippysmack

From:

<http://www.sportsterpedia.com/> - **Sportsterpedia**

Permanent link:

<http://www.sportsterpedia.com/doku.php/techtalk:evo:engmech01a>

Last update: **2018/05/14 03:52**

