

SERVICE BULLETIN



M-1168A

November 10, 2005

2004–2006 XL INNER ROCKER COVERS

Purpose

The purpose of this revised service bulletin is to inform dealers of a design change to the inner rocker covers. This update provides a new part number for the redesigned rocker covers to improve this design. The part number has been revised since 9/12/05 and is listed in bold below.

Motorcycles Affected

2004 and later XL motorcycles with chrome rocker covers built between 11/15/03 and 9/12/05.

Required Dealer Action

If vehicle is undergoing repair for an oil leak between the inner and outer rocker covers, examine inner rocker cover gasket channel. See Figure 1. If cover has wide or narrow slots in the gasket channel as shown in Figure 2., perform the following procedure:

- If inner rocker cover is chrome, replace with **new**, redesigned chrome cover (Part No. **17537-96C**). See Figure 3.
- Replace rocker cover gasket with new style gasket (Part No. 17353-89B). See Figure 4. Note that new style gasket has square edges, whereas old style gasket has rounded edges.

See SPORTSTER MODELS SERVICE MANUAL for proper repair and replacement procedures. Submit as a motorcycle claim and see Job Time Code Manual for labor code and time allotted.

Use '9203' as your Customer Concern Code and '2209' as your Condition Code. Reference Service Bulletin M-1168A in the 'Comments' section of your claim.




Figure 2. Original Chrome Inner Rocker Covers



Figure 3. New Chrome Inner Rocker Cover (No Slots) (Part No. 17537-96C) Introduced 9/12/05




Figure 1. Inner Rocker Cover (Showing Slots in Gasket Channel)

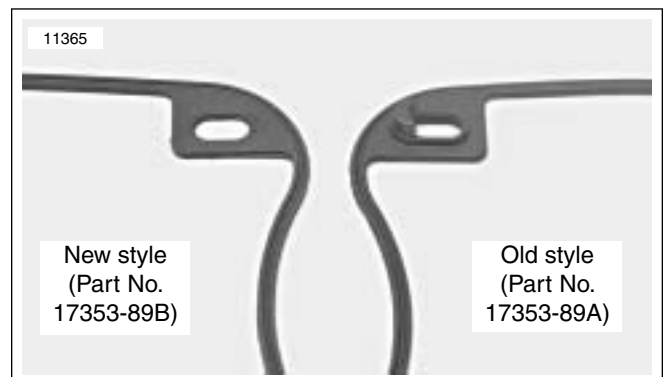


Figure 4. Old Style (Right) and New Style (Left, Introduced 2/15/05) Rocker Cover Gaskets

IMPORTANT NOTE

In the interest of preserving customer safety and satisfaction, always check for outstanding recalls whenever any motorcycle is brought into your dealership for either maintenance or service.

ROUTING	SERVICE MANAGER	SALES MANAGER	PARTS MANAGER	LEAD TECHNICIAN	TECHNICIAN NO.1	TECHNICIAN NO. 2	TECHNICIAN NO. 3	TECHNICIAN NO. 4	RETURN THIS TO
INITIAL HERE									

©2005 HARLEY-DAVIDSON MOTOR COMPANY