

Updated Cylinder Head for CVO

As of March 18, 2008 all 110 cubic inch CVO motorcycles will receive changes to the valve guides. The following information applies to all current production 1800 cc engines, 27800-08A & 27801-08A Screamin' Eagle 110 P&A kits (shipped after 5/26), and their service part level cylinder heads.

1. The new valve guides are longer and as a result, will allow an approximate maximum of **.596" cam lift**. Always verify that free travel exceeds maximum valve lift by at least **.080 in.** (see Figure 1)
2. The intake guide is slightly shorter than the exhaust and can be identified by a small groove on the port end of guide. (see Figure 2)
3. You can also identify the vintage on an assembled motor by looking at the guide through the exhaust port. (see Figures 5 and 6)
4. Retention clips have been added to both, intake and exhaust valve guides. (see Figure 3)
5. A small gap of approximately **.070"** between the valve spring collar and the guide retainer clip should be considered normal. (see Figure 4)
6. There will not be over-sized replacement guides available. Heads with damaged or excessively worn guides will require replacement
7. All replacement 110 heads will have this style guide, but both can be used on the same vehicle as long as the cam lift does not exceed **.596"**.

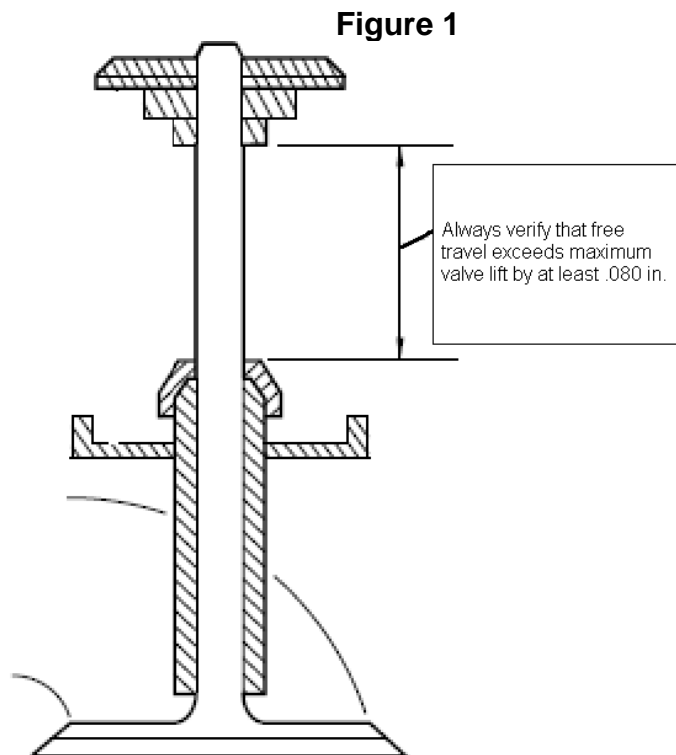



Figure 2



Exhaust, Left.


Intake, Right

Figure 3




New Guide with Retainer Clip

Figure 4




Shown Complete with Collar and Seal (Non Japan)

Figure 5



Previous Style Valve Guide (View from the Exhaust Port)

Figure 6



Current Style Valve Guide (View from the Exhaust Port)